

Insights on the COVID-19 Pandemic and Vaccines in Kentucky

Vaccine Uptake



The Foundation for a Healthy Kentucky commissioned the **Insights on the COVID-19 Pandemic and Vaccines in Kentucky Poll**, in June and July 2022. At the time of the poll, the COVID-19 pandemic had been underway for more than two years and the BA.5 Omicron subvariant was becoming the dominant strain the Commonwealth. As of June 18, 2022, the COVID-19 vaccine was available to everyone 6 months and older. But many of the cases at the time were among vaccinated and boosted Kentuckians. Still, the Centers for Disease Control and Prevention advised being “up to date” on the COVID-19 vaccine and boosters – meaning an individual has received all primary doses and boosters available to them – was the best way to avoid serious illness, hospitalization and death.

At the time of publication, the Kentucky Department for Public Health reported 58% of the population as being fully vaccinated and 27% being boosted.

Possibility of getting the vaccine in the future

Of those who had not received the COVID-19 vaccine at the time of the poll... a little more than one-third signaled they would be open to getting the vaccine. A small amount, 2.1% of unvaccinated respondents, said they would get the vaccine as soon as possible. As of June and July of 2022, 18.7% of Kentucky adults said they were waiting to see how the vaccine worked for other people. And 15.6% said they would only get it if the vaccine was required for school, work, or other activities.

These responses indicated there is still room to increase COVID-19 vaccination uptake in Kentucky.

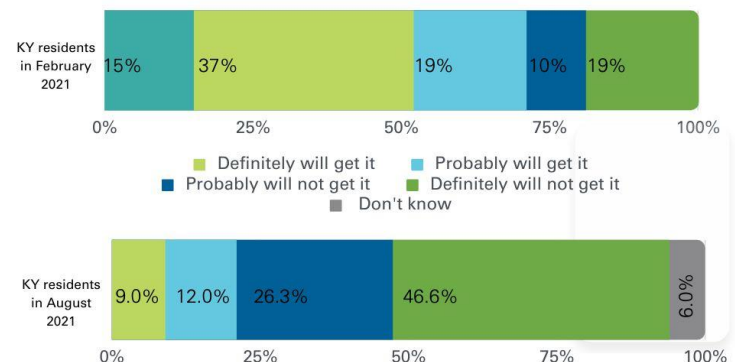
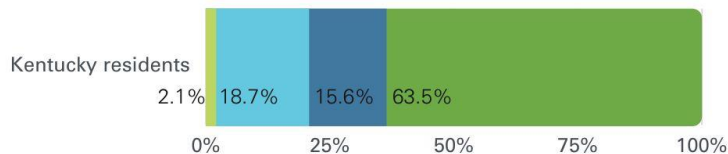
While there are unvaccinated people open to receiving the vaccine at some point, the percentage of those who said they would “definitely not” get the vaccine has risen. In 2022, 63.5% responded this way, compared to 46.6% in August 2021 and 19% in

If a vaccine to prevent COVID-19 were made available to you today, would you...

- Already got it
- Probably will get it
- Definitely will get it
- Probably will not get it
- Definitely will not get it

“As you may know, an FDA-authorized vaccine for COVID-19 is now available for free to all adults in the U.S. Do you think you will... ? [ASKED ONLY OF THOSE WHO HAVE NOT RECEIVED VACCINE

- Get the vaccine as soon as you can
- Wait until it has been available awhile to see how it is working for other people
- Only get the vaccine if you are required to do so for work, school, or other activities
- Definitely will not get the vaccine



Sources: “Vaccines in Kentucky- The Foundation for a Healthy Kentucky Poll” Margin of error +/- 3.5% (February 11 - March 12, 2021); “Vaccines in Kentucky- The Foundation for a Healthy Kentucky Poll” Margin of error +/- 4.3% (August 4 - September 4, 2021)

Source: “Insights on the COVID-19 Pandemic and Vaccines in Kentucky Poll”, commissioned by the Foundation for a Healthy Kentucky. Margin of error +/- 3.4%. (June 4- July 13, 2022)

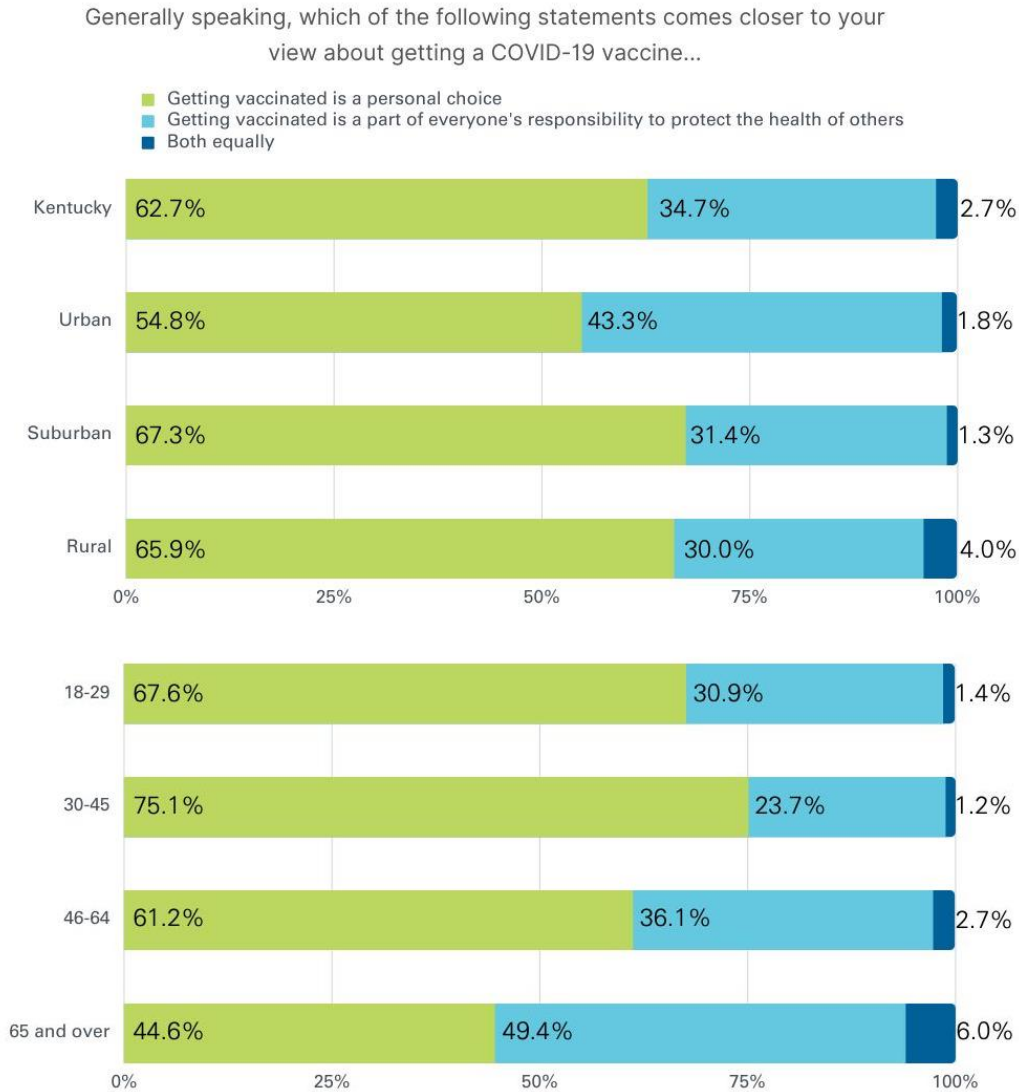


February 2021.

These findings, unless otherwise noted, are from the “Insights on the COVID-19 Pandemic and Vaccines in Kentucky Poll,” funded by the Foundation for a Healthy Kentucky. This Poll was conducted June 4-July 13, 2022, by the Institute for Policy Research at the University of Cincinnati. A random sample of 814 adults from throughout Kentucky was interviewed by telephone. The full sample estimates will be accurate to ±3.4%. These are rounded percentages. There are other sources of variation inherent in public opinion studies, such as nonresponse, question wording or context effects that can introduce error or bias.

A Shift in Perception

The 2022 poll shows a shift in whether Kentuckians believe getting vaccinated is a personal choice, is part of everyone’s responsibility to protect the health of others, or both equally. In February 2021,

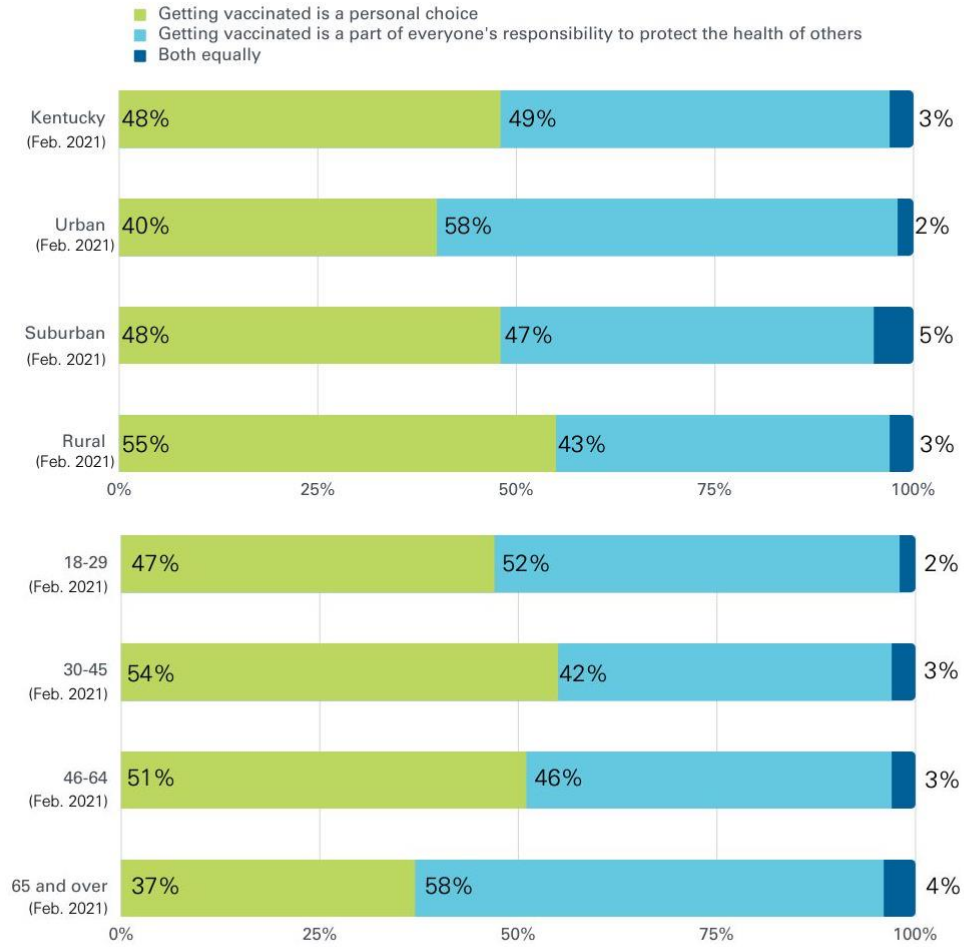


Source: "Insights on the COVID-19 Pandemic and Vaccines in Kentucky Poll", commissioned by the Foundation for a Healthy Kentucky. Margin of error +/- 3.4%. (June 4- July 13, 2022)



Kentuckians were split nearly equally on the issue. In June – July 2022, nearly two-thirds of people believed it was a personal choice. This shift is also reflected in age breakdown and geography.

Generally speaking, which of the following statements comes closer to your view about getting a COVID-19 vaccine...



Source: "Vaccines in Kentucky- Foundation for a Healthy Kentucky Poll"
Margin of error +/- 3.5%. (February 11- March 12, 2021)

