

Vaccines in Kentucky Poll

Perception of Future Boosters



FOUNDATION FOR A
**HEALTHY
KENTUCKY**

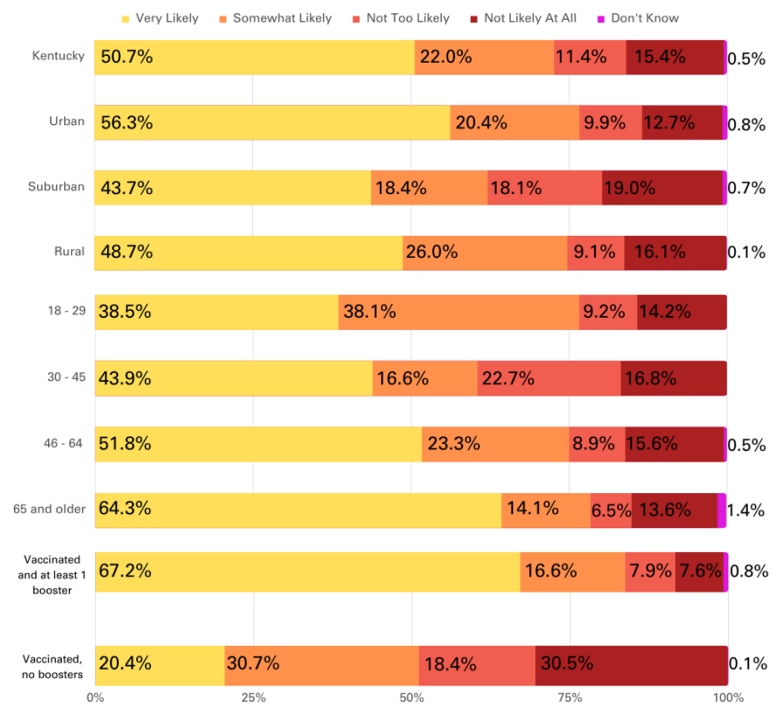
The Foundation for a Healthy Kentucky commissioned a fourth **Vaccines in Kentucky Poll** in October 2022. At the time of the poll, a new bivalent booster was available to all people ages 12 years and older who received the COVID-19 vaccine or their latest booster, at least two months prior. While cases were down in Kentucky, those who were unvaccinated, partially vaccinated or had not received any boosters, represented the majority of cases and deaths. Team Kentucky and the Centers for Disease Control and Prevention advised being “up to date” on the COVID-19 vaccine and boosters – meaning an individual has received all primary doses and boosters available to them – was the best way to avoid serious illness, hospitalization and death.

At the time of publication, the Kentucky Department for Public Health reported 58% of the population as being fully vaccinated and 37% being boosted.

Annual COVID-19 vaccine boosters

Nearly three-quarters of vaccinated Kentuckians were either “very likely” or “somewhat likely” to receive a COVID-19 booster shot if it is recommended to be taken annually, similar to the flu shot. The groups most resistant to getting annual boosters in the future were people who live in suburban counties (37.1 percent) and those ages 30 to 45 years (39.5 percent) reported they were “not too likely” or “not likely at all” to receive an annual booster. About 75 percent or higher of people living in rural and urban counties, as well as those in all other age groups, responded they were “very likely” or “somewhat likely” to receive a COVID-19 booster on an annual basis.

In the future ... how likely, if at all, are you to receive a COVID-19 booster shot if it is recommended you get one annually, like a flu shot? Are you...
(ASKED ONLY OF THOSE WHO HAVE RECEIVED VACCINE)



Source: "Vaccines in Kentucky Poll" commissioned by Foundation for a Healthy Kentucky.
Margin of error is +/- 3.4% (Oct. 29, 2022 - Dec. 4, 2022)



Personal Choice or Community Responsibility

The Vaccines in Kentucky Poll has been conducted four times since February 2021.

Over the course of almost two years, it has shown Kentuckians' opinions have evolved as to whether receiving the COVID-19 vaccine is a personal choice or is part of everyone's responsibility to protect the health of others.

These findings, unless otherwise noted, are from the "Vaccines in Kentucky Poll," funded by the Foundation for a Healthy Kentucky. The poll, conducted October 29 – December 4, 2022 by the University of Cincinnati's Institute for Policy Research, had a margin of error of $\pm 3.4\%$. A random sample of 855 adults from throughout the Kentucky was interviewed by telephone. The summer 2022 Vaccines in Kentucky Poll was conducted June 4 – July 13, 2022, also by the University of Cincinnati's Institute for Policy Research. It surveyed a random sample of 814 adults from throughout Kentucky by telephone. The full sample estimates will be accurate to $\pm 3.4\%$. These are rounded percentages. There are other sources of variation inherent in public opinion studies, such as nonresponse, question wording or context effects that can introduce error or bias.

In February 2021, Kentuckians were split nearly evenly on the topic. In August 2022, polling showed almost 63 percent believed it was personal choice. Now, the number of people selecting personal choice is more than 65 percent.

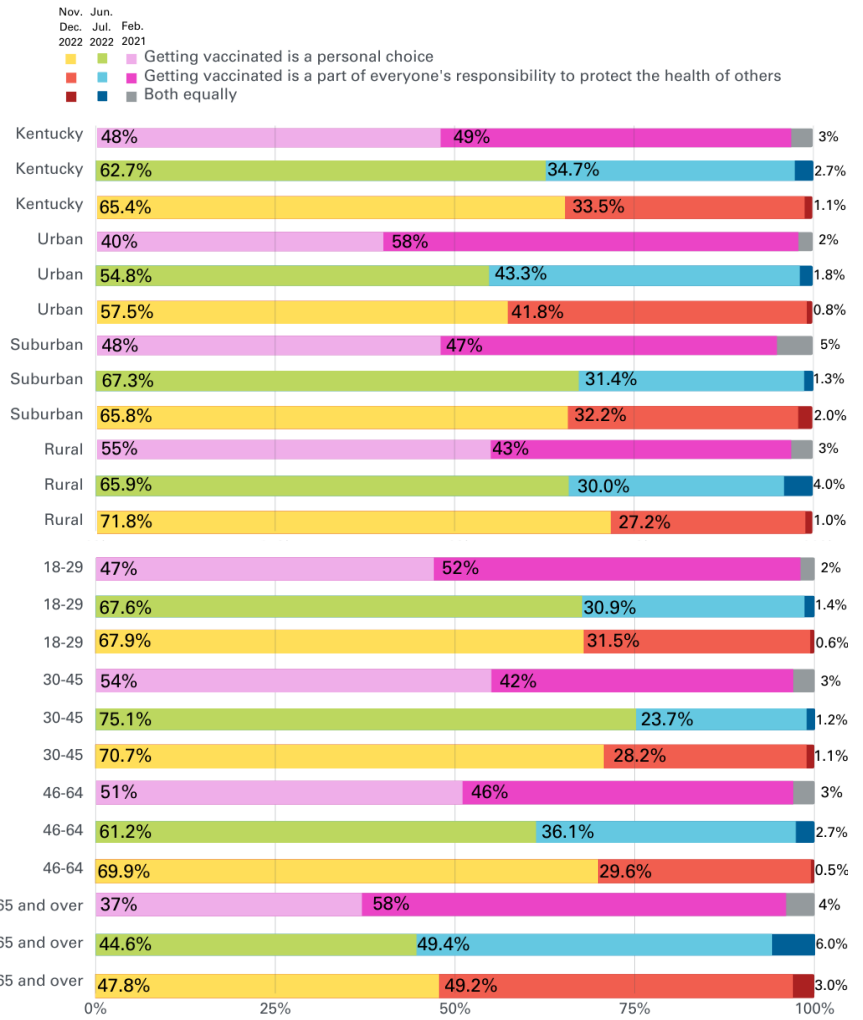
The selections among people living in suburban counties and those between ages 30 – 45 years have fluctuated between Summer 2022 and Fall 2022.

Perceptions of Unvaccinated People

Another change in perception is the number of unvaccinated people who said they will “definitely not get the vaccine” is larger. In Fall 2022, the poll showed 75.2 percent of those who have not received a COVID-19 vaccine said they will “definitely not get the vaccine,” while the number of those who will “wait until it has been available to see how it is working for other people,” and those who will “only get it if required by work, school or other activities” has dropped.

Over the summer, 63.5 percent said they will “definitely not get the vaccine.”

Generally speaking, which of the following statements comes closer to your view about getting a COVID-19 vaccine...

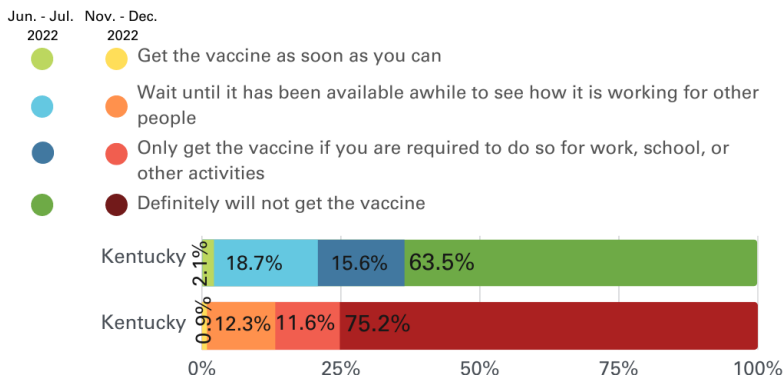


Source: "Vaccines in Kentucky Poll" commissioned by Foundation for a Healthy Kentucky. Margin of error is +/- 3.4% (Oct. 29, 2022 - Dec. 4, 2022); "Vaccines in Kentucky Poll" Commissioned by Foundation for a Healthy Kentucky. Margin of error is +/- 3.4% (June 4 - July 13, 2022); "Vaccines in Kentucky- The Foundation for a Healthy Kentucky Poll" Margin of Error +/- 3.5% (February 11 - March 12, 2021)



As you may know, an FDA-authorized vaccine for COVID-19 is now available for free to all adults in the U.S. Do you think you will...

[ASKED ONLY OF THOSE WHO HAVE NOT RECEIVED VACCINE]



Source: "Vaccines in Kentucky Poll" commissioned by Foundation for a Healthy Kentucky. Margin of error is +/- 6% (Oct. 29, 2022 - Dec. 4, 2022) & "Vaccines in Kentucky Poll" Commissioned by Foundation for a Healthy Kentucky. Margin of error is +/- 3.4% (June 4 - July 13, 2022.)

