

Vaccines in Kentucky – The Foundation for a Healthy Kentucky Poll

Covid-19 Vaccine Acceptance in Kentucky

The Foundation for a Healthy Kentucky sponsored **Vaccines in Kentucky** a poll that interviewed adults across the state to learn more about their opinions on vaccines and intentions to take the COVID-19 vaccine. More than 8 in 10 Kentucky adults reported personally knowing someone who has been diagnosed with COVID-19 (83%). The Poll was conducted February 11 to March 12, 2021.

Vaccine uptake in Kentucky

At the time of the Poll, 15% of Kentucky adults had already received the COVID-19 vaccine. Adults 65 and older (30%), college graduates (25%), and Kentucky adults living in urban counties (21%) were most likely to report having received the vaccine. This reflects the phases identified in Kentucky’s vaccine distribution plan and aligns with the mass vaccination sites in Louisville, Lexington, Bowling Green, Covington, Glasgow, and Murray that opened in early February.¹

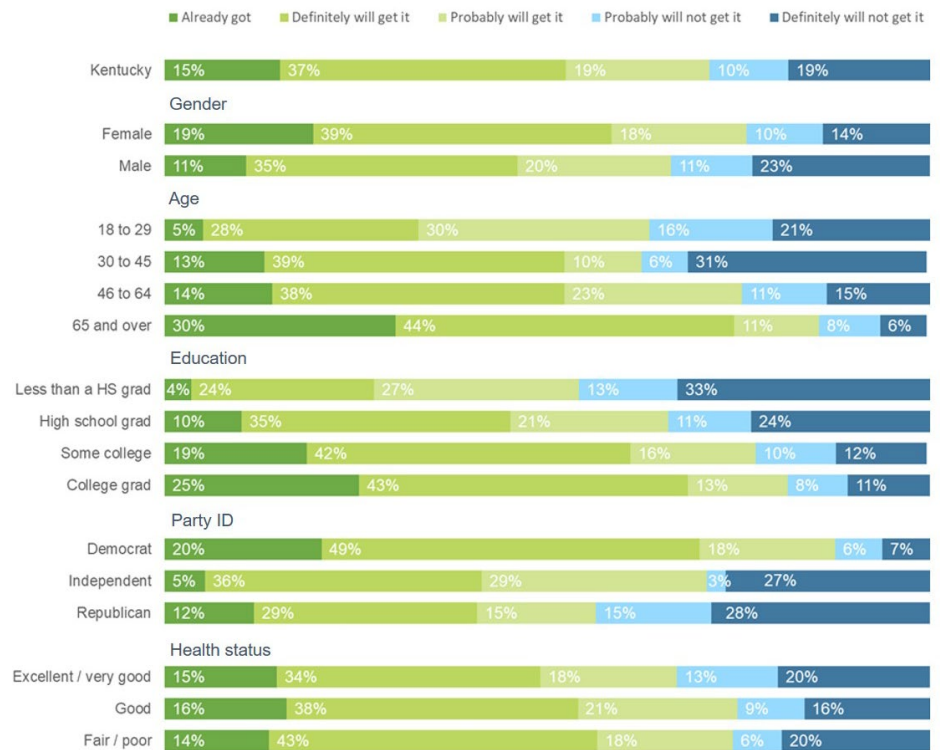
Intention to take the COVID-19 vaccine did not differ by self-reported health status.


At the time of the Poll, about 2 in 10 Kentucky adults (19%) reported they would definitely not get the COVID-19 vaccine.

About 1 in 4 men (23%), Republicans (28%), Independents (27%), and adults with a high school degree (24%) say they intended not to take it. Kentucky groups also reporting reluctance include adults with less than a high school degree (33%) and those ages 30 to 45 (31%).

¹ Kentucky Cabinet for Health and Family Services (Feb. 2021) [Vaccine News: Weekly Report](#).

If a vaccine to prevent COVID-19 were made available to you today, would you . . .

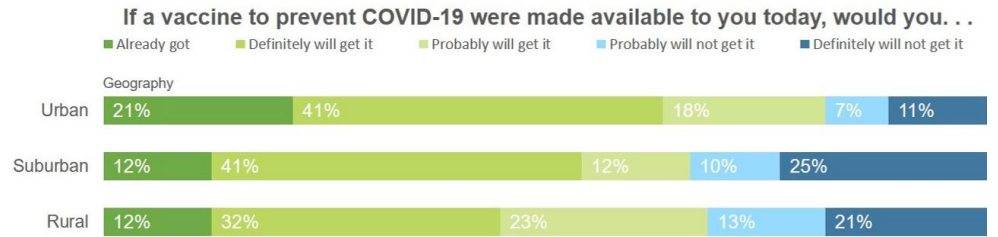


SOURCE: Vaccines in Kentucky – The Foundation for a Healthy Kentucky Poll (Feb. 11 - Mar. 12, 2021) 

These findings, unless otherwise noted, are from **Vaccines in Kentucky – The Foundation for a Healthy Kentucky Poll**, funded by the Foundation for a Healthy Kentucky. This Poll was conducted February 11 - March 12, 2021, by the Institute for Policy Research at the University of Cincinnati. A random sample of 807 adults from throughout Kentucky was interviewed by telephone. This included 212 landline interviews and 595 cell phone interviews. In 95 of 100 cases, the full sample estimates will be accurate to ±3.5%. There are other sources of variation inherent in public opinion studies, such as nonresponse, question wording or context effects that can introduce error or bias. Note: results by race are not presented because of a small number of African American respondents in the state-wide sample. For more information about **Vaccines in Kentucky – The Foundation for a Healthy Kentucky Poll**, please visit www.healthy-ky.org.

Vaccine intention by geography

Kentucky adults living in an urban county were twice as likely to say, at the time of the Poll, that they had already received a vaccine compared to adults living in suburban or rural counties.



SOURCE: Vaccines in Kentucky – The Foundation for a Healthy Kentucky Poll (Feb. 11 - Mar. 12, 2021)

Relatedly, those adults in suburban or rural counties were twice as likely to say they would definitely not get the COVID-19 vaccine, if made available to them at the time of the interview, than adults living in urban counties.

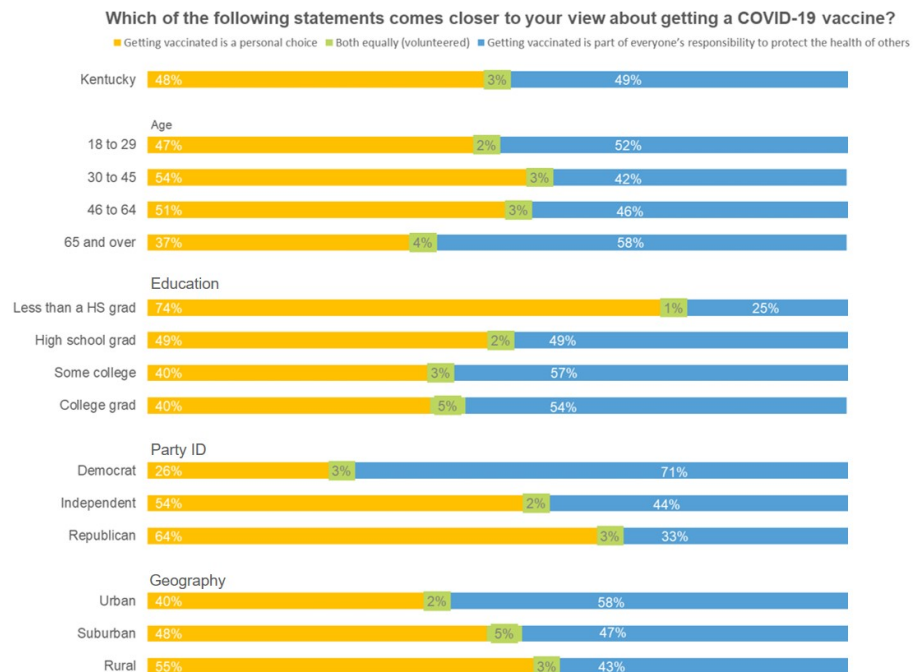
1 in 2 reluctant Kentucky adults needs additional information

The Poll asked those who reported they would probably or definitely not take the COVID-19 vaccine, “Once more people in the U.S. start receiving vaccines for the coronavirus and there is more information about it, would you say it is possible you: would decide to get a vaccine, or you are pretty certain that you would decide not to get a vaccine?” Among Kentucky adults who initially say they would probably or definitely not take the vaccine, 1 in 2 reported it was possible that they would get the vaccine once more people had taken it and more information was available (51%).

National polls report Republicans and rural residents are more reluctant than other groups to take the vaccine.² **Vaccines in Kentucky – The Foundation for a Healthy Kentucky Poll** revealed about half of reluctant Kentucky Republicans, Kentucky adults in suburban and rural counties, and high school graduates would possibly take the vaccine in time and with additional information (47%, 50%, 53% and 53%, respectively).

COVID-19 vaccine motivations divided, personal vs. community responsibility

Overall, Kentucky adults held divided opinions about taking a COVID-19 vaccine; half reported it is a personal choice (48%) and half reported it is part of everyone’s responsibility to protect the health of others (49%). Kentucky adults with less than a high school degree, identify as Republican, or who live in a rural county were more likely than others to say taking a COVID-19 vaccine is a personal choice. Groups who viewed getting a COVID-19 vaccine as part of everyone’s responsibility to protect the health of others include Democrats, those living in urban county, and adults ages 65 and over.



SOURCE: Vaccines in Kentucky – The Foundation for a Healthy Kentucky Poll (Feb. 11 - Mar. 12, 2021)

² Kaiser Family Foundation (2021) [KFF COVID-19 Vaccine Monitor](#) and [NPR/PBS NewsHour/Marist Poll National Adults](#) (Mar. 2021).